

**R-916M-0**

Men's Long Sleeve Classic Twill Shirt



We've brought the classic twill shirt into the 21st century. Soft twill fabric, a relaxed styling and modern design features, breathing new life into an old favourite.

- Soft to touch peached fabric
- Relaxed, button down collar
- Left chest pocket
- Stylish double buttoned rounded edge cuff
- Decorative fabric patch below back yoke
- Pointed fabric patches on side seam hem
- Dye-to-match grosgrain tape along neck seam
- Curved hem
- Spare buttons



MATERIAL:
100% Cotton Twill



WEIGHT:
130g/m²



PACKING:
Pack 1; Carton 12



LAUNDRY CARE:
Suitable for 40°C wash and tumble dry



ORIGIN:
Sri Lanka

		S	M	L	XL	2XL	3XL	4XL
Your body measurement								
To fit chest	cm	92/97	97/102	102/107	107/112	112/117	117/122	122/127
	Ins	36/38	38/40	40/42	42/44	44/46	46/48	48/50
Collar (to fit) UK Dual Collar Sizes	cm	37/38	39/40	41/42	43/44	45/46	47/48	49/50
	Ins	14.5/15	15.5	16/16.5	17/17.5	18	18.5/19	19.5
Garment dimensions								
Chest Size: cm		107	114	122	128	135	142	149
Back Length: cm		75	77.5	79	82	84	85	85

DECORATOR NOTES

Back yoke design with fabric patch enhances the effect of decoration on back yoke and main back areas.



COLOURS



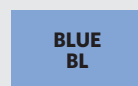
PANTONE®
FABRIC: 11-0601 TPX
PAPER: 7541 C
C:0 M:0 Y:0 K:0



PANTONE®
FABRIC: 19-4005 TPX
PAPER: BLACK C
C:100 M:50 Y:50 K:100



PANTONE®
FABRIC: 15-1116 TPX
PAPER: 7536 C
C:0 M:10 Y:25 K:28



PANTONE®
FABRIC: 16-4019 TPX
PAPER: 645 C
C:48 M:27 Y:0 K:0



PANTONE®
FABRIC: 19-4010 TPX
PAPER: 532 C
C:100 M:85 Y:35 K:55



PANTONE®
FABRIC: 19-4104 TPX
PAPER: 432 C
C:42 M:12 Y:5 K:86



Wir haben das klassische Twill-Hemd fürs 21. Jahrhundert fit gemacht. Weiches Twill-Gewebe, legerer Schnitt und moderne Designakzente - ein echter Klassiker im neuen Look.

- Weiches gepeachtes Material
- Legerer Button-Down-Kragen
- Brusttasche links
- Schicke abgerundete, doppelt geknöpfte Manschetten
- V-förmiger Einsatz an Seitennaht
- Farblich passendes Nackenband mit Fischgrätmuster
- Abgerundeter Saum
- Ersatzknöpfe
- Dekorative Stofflasche an Schulterpasse


MATERIAL:

100% Baumwoll-Twill


GEWICHT:

 130g/m²

VERPACKUNG:

Pack 1; Karton 12


WASCHANLEITUNG:

Geeignet für 40° Wäsche und Wäschetrockner


HERKUNFT:

Sri Lanka

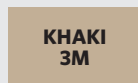
		S	M	L	XL	2XL	3XL	4XL
Ihre Körper Maße								
Brustumfang	cm	92/97	97/102	102/107	107/112	112/117	117/122	122/127
	Ins	36/38	38/40	40/42	42/44	44/46	46/48	48/50
Kragenweite	cm	37/38	39/40	41/42	43/44	45/46	47/48	49/50
	Ins	14.5/15	15.5	16/16.5	17/17.5	18	18.5/19	19.5
Kleidergrößen								
Brustumfang: cm		107	114	122	128	135	142	149
Rückenlänge: cm		75	77.5	79	82	84	85	85

HINWEISE ZUR VEREDLUNG

Die mit dekorativer Stofflasche gestaltete Rückenpasse betont die Veredelung auf der Passe sowie im übrigen Rückenbereich.


FARBEN

WHITE 30
 PANTONE®
 FABRIC: 11-0601 TPX
 PAPER: 7541 C
 C:0 M:0 Y:0 K:0

BLACK 36
 PANTONE®
 FABRIC: 19-4005 TPX
 PAPER: BLACK C
 C:100 M:50 Y:50 K:100

KHAKI 3M
 PANTONE®
 FABRIC: 15-1116 TPX
 PAPER: 7536 C
 C:0 M:10 Y:25 K:28

BLUE BL
 PANTONE®
 FABRIC: 16-4019 TPX
 PAPER: 645 C
 C:48 M:27 Y:0 K:0

FRENCH NAVY FN
 PANTONE®
 FABRIC: 19-4010 TPX
 PAPER: 532 C
 C:100 M:85 Y:35 K:55

ZINC XW
 PANTONE®
 FABRIC: 19-4104 TPX
 PAPER: 432 C
 C:42 M:12 Y:5 K:86



Nous avons fait entrer la chemise classique en coton sergé dans le 21^{ème} siècle. Matière douce en coton sergé, coupe décontractée et moderne ce grand classique s'offre une seconde jeunesse.

- Toucher peau de pêche
- Col décontracté pointes boutonnées
- Poignets stylés à bords arrondis avec deux boutons
- Poche de poitrine sur le côté gauche
- Renfort décoratif sous l'empiècement de dos
- Renforts pointus sur les coutures latérales du bas
- Bande gros-grain ton sur ton au niveau de la couture du cou
- Bas arrondi
- Boutons de rechange


COMPOSITION:

100% Coton Sergé


DENSITÉ:

 130g/m²

CONDITIONNEMENT:

Paquet 1; Cartons 12


ENTRETIEN:

Lavage en machine à 40°C et séchage au sèche-linge


ORIGINE:

Sri Lanka

		S	M	L	XL	2XL	3XL	4XL
Votre taille								
Tour de poitrine	cm	92/97	97/102	102/107	107/112	112/117	117/122	122/127
	Ins	36/38	38/40	40/42	42/44	44/46	46/48	48/50
Tour de cou double mesure de col	cm	37/38	39/40	41/42	43/44	45/46	47/48	49/50
	Ins	14.5/15	15.5	16/16.5	17/17.5	18	18.5/19	19.5
Mensurations des produits								
Tour de poitrine: cm		107	114	122	128	135	142	149
Longueur de dos: cm		75	77.5	79	82	84	85	85

NOTES POUR LA PERSONNALISATION

Le renfort dans l'empiècement de dos met en valeur les décorations en haut du dos et sur les principales parties du dos.


COULEURS


WHITE 30
PANTONE®
FABRIC: 11-0601 TPX
PAPER: 7541 C
C:0 M:0 Y:0 K:0



BLACK 36
PANTONE®
FABRIC: 19-4005 TPX
PAPER: BLACK C
C:100 M:50 Y:50 K:100



KHAKI 3M
PANTONE®
FABRIC: 15-1116 TPX
PAPER: 7536 C
C:0 M:10 Y:25 K:28



BLUE BL
PANTONE®
FABRIC: 16-4019 TPX
PAPER: 645 C
C:48 M:27 Y:0 K:0



FRENCH NAVY FN
PANTONE®
FABRIC: 19-4010 TPX
PAPER: 532 C
C:100 M:85 Y:35 K:55



ZINC XW
PANTONE®
FABRIC: 19-4104 TPX
PAPER: 432 C
C:42 M:12 Y:5 K:86



Hemos actualizado la clásica camisa de sarga para el siglo XXI. Suave tejido de sarga, un diseño informal y detalles modernos para rejuvenecer todo un clásico.

- Acabado suave y aterciopelado
- Botonadura amplia hasta el cuello
- Bolsillo en el pecho izquierdo
- Elegantes puños con borde redondo y dos botones
- Decorativo parche de tela en el canesú trasero
- Parches de tela acabados en punta en las costuras laterales
- Refuerzo interior del cuello con tejido grosgrain tintado a juego
- Doblado curvado
- Botones de repuesto


MATERIAL:

100% sarga de algodón


PESO:

 130g/m²

EMPAQUETADO:

Paquete 1; Caja 12


CUIDADOS:

Lavado a máquina a 40°C y secado a máquina


ORIGEN:

Sri Lanka


		S	M	L	XL	2XL	3XL	4XL
Medida de su cuerpo								
Contorno del pecho	cm	92/97	97/102	102/107	107/112	112/117	117/122	122/127
	Ins	36/38	38/40	40/42	42/44	44/46	46/48	48/50
Cuello (medida) UK Cuello disponible en dos tamaños	cm	37/38	39/40	41/42	43/44	45/46	47/48	49/50
	Ins	14.5/15	15.5	16/16.5	17/17.5	18	18.5/19	19.5
Dimensiones de la prenda								
Contorno de pecho: cm		107	114	122	128	135	142	149
Longitud trasera: cm		75	77.5	79	82	84	85	85

INDICACIONES DE DECORACIÓN

Los pantalones también ofrecen unas interesantes oportunidades para decoración.


COLORES

WHITE 30
 PANTONE®
 FABRIC: 11-0601 TPX
 PAPER: 7541 C
 C:0 M:0 Y:0 K:0

BLACK 36
 PANTONE®
 FABRIC: 19-4005 TPX
 PAPER: BLACK C
 C:100 M:50 Y:50 K:100

KHAKI 3M
 PANTONE®
 FABRIC: 15-1116 TPX
 PAPER: 7536 C
 C:0 M:10 Y:25 K:28

BLUE BL
 PANTONE®
 FABRIC: 16-4019 TPX
 PAPER: 645 C
 C:48 M:27 Y:0 K:0

FRENCH NAVY FN
 PANTONE®
 FABRIC: 19-4010 TPX
 PAPER: 532 C
 C:100 M:85 Y:35 K:55

ZINC XW
 PANTONE®
 FABRIC: 19-4104 TPX
 PAPER: 432 C
 C:42 M:12 Y:5 K:86



La versione moderna della camicia classica in twill. Morbido tessuto in twill, stile casual e design moderno, per dare nuova vita a un classico.

- Tessuto mano-pesca morbido al tatto
- Morbido colletto "button down"
- Taschino sul lato sinistro
- Elegante colletto button-down
- Rifinitura ad aletta al carré
- Rifinitura acuminata alla cucitura del fianco
- Nastro in gros-grain in tono lungo la cucitura del collo
- Orlo stondato
- Bottoni di scorta


MATERIALE:

Twill 100% cotone


PESO:

130g/m²


IMBALLO:

Pacco 1; Cartone 12


LAVAGGIO:

Lavabile a 40°C e resistente all'asciugatrice


ORIGINE:

Sri Lanka

		S	M	L	XL	2XL	3XL	4XL
La misura del Vostro corpo								
Torace da vestire	cm	92/97	97/102	102/107	107/112	112/117	117/122	122/127
	Ins	36/38	38/40	40/42	42/44	44/46	46/48	48/50
Misura dei collo in due taglie	cm	37/38	39/40	41/42	43/44	45/46	47/48	49/50
	Ins	14.5/15	15.5	16/16.5	17/17.5	18	18.5/19	19.5
Misure del capo								
Misura del torace in: cm		107	114	122	128	135	142	149
Misura delle spalle in: cm		75	77.5	79	82	84	85	85

NOTE PER I DECORATORI

La rifinitura ad aletta al carré migliora l'effetto della personalizzazione al carré e sulla parte posteriore


COLORI


WHITE 30
PANTONE®
FABRIC: 11-0601 TPX
PAPER: 7541 C
C:0 M:0 Y:0 K:0



BLACK 36
PANTONE®
FABRIC: 19-4005 TPX
PAPER: BLACK C
C:100 M:50 Y:50 K:100



KHAKI 3M
PANTONE®
FABRIC: 15-1116 TPX
PAPER: 7536 C
C:0 M:10 Y:25 K:28



BLUE BL
PANTONE®
FABRIC: 16-4019 TPX
PAPER: 645 C
C:48 M:27 Y:0 K:0



FRENCH NAVY FN
PANTONE®
FABRIC: 19-4010 TPX
PAPER: 532 C
C:100 M:85 Y:35 K:55



ZINC XW
PANTONE®
FABRIC: 19-4104 TPX
PAPER: 432 C
C:42 M:12 Y:5 K:86



Klasyczna koszula o splotcie diagonalnym. Mięka tkanina o splotcie diagonalnym, luźny i modny design, tchnęła nowe życie w starą, ulubioną odzież.

- Mięka w dotyku tkanina
- Luźny, zapinany kołnierzyk
- Kieszonka po lewej stronie na wysokości klatki piersiowej
- Mankiety stylowe, zaokrąglone, zapinane na podwójne guziki
- Dekoracyjna plakietka na karczku
- Plakietki na szwie bocznego obszycia
- Dopasowana kolorem taśma z programu wzdłuż szwu na szyi
- Zakrzywione obszycie
- Zapasowe guziki


MATERIAŁ:

100% bawełna Twill


GRAMATURA:

 130g/m²

PAKOWANIE:

Opakowanie 1; Karton 12


PRANIE:

Prac w 40°C, suszyć w suszarce


POCHODZENIE:

Sri Lanka

		S	M	L	XL	2XL	3XL	4XL
Twoje wymiary								
Klatka piersiowa do dopasowania	cm	92/97	97/102	102/107	107/112	112/117	117/122	122/127
	Ins	36/38	38/40	40/42	42/44	44/46	46/48	48/50
Kołnierzyk (do dopasowania) podwójny rozmiar kołnierzyka UK	cm	37/38	39/40	41/42	43/44	45/46	47/48	49/50
	Ins	14.5/15	15.5	16/16.5	17/17.5	18	18.5/19	19.5
Wymiary ubrania								
Rozmiar klatki piersiowej: cm		107	114	122	128	135	142	149
Długość pleców: cm		75	77.5	79	82	84	85	85

UWAGI DEKORATORA

Stylowy karczek i markowe plakietki umożliwiają aplikację na karczku i tylnej stronie koszuli


KOLORY

 PANTONE®
FABRIC: 11-0601 TPX
PAPER: 7541 C
C:0 M:0 Y:0 K:0

 PANTONE®
FABRIC: 19-4005 TPX
PAPER: BLACK C
C:100 M:50 Y:50 K:100

 PANTONE®
FABRIC: 15-1116 TPX
PAPER: 7536 C
C:0 M:10 Y:25 K:28

 PANTONE®
FABRIC: 16-4019 TPX
PAPER: 645 C
C:48 M:27 Y:0 K:0

 PANTONE®
FABRIC: 19-4010 TPX
PAPER: 532 C
C:100 M:85 Y:35 K:55

 PANTONE®
FABRIC: 19-4104 TPX
PAPER: 432 C
C:42 M:12 Y:5 K:86



All of our measurements are based on actual "To Fit" body sizes and not the size of the actual garment itself e.g. a polo shirt with a chest to fit size of 92-97cms / 36-38" will fit someone with similar chest measurements; trousers with a waist to fit of 50 Europe / 34" will fit someone with similar waist measurements etc.

To help you select the most appropriate size of garment(s) please refer to our measuring tips below.

Chest

Men: measure around the fullest part of the chest, 2.5cms below the underarm area ①

Women: measure around the fullest part of the bust ①

Children: measure under the arms around the fullest part of the chest ①

Collar

Men: measure around the base of the neck ②

Waist

All: measure around the natural waist, ensuring the measuring tape is kept taut ③

Leg Length

All: measure from the top of the inside leg at the crotch down to where trousers are normally worn with shoes ④

Height

Children: standing still, with feet together and flat on the floor, measure from the top of the head to the ground ⑤

All Products (excl. Shirts, Trousers, Shorts & Sweatpants)

Ladies'	XXS	XS	S	M	L	XL	2XL	3XL	4XL	5XL	6XL
Chest to fit (CM)	72-77	77-82	82-87	87-92	92-97	97-102	102-107	107-112	112-117	117-122	122-127
Chest to fit (INS)	28-30	30-32	32-34	34-36	36-38	38-40	40-42	42-44	44-46	46-48	48-50

Dress Size

UK	6	8	10	12	14	16	18	20	22	24	26
France	34	36	38	40	42	44	46	48	50	52	54
Italy	38	40	42	44	46	48	50	52	54	56	58
Germany/Europe	32	34	36	38	40	42	44	46	48	50	52

Men's	XXS	XS	S	M	L	XL	2XL	3XL	4XL	5XL	6XL
Chest to fit (CM)	82-87	87-92	92-97	97-102	102-107	107-112	112-117	117-122	122-127	127-132	132-137
Chest to fit (INS)	32-34	34-36	36-38	38-40	40-42	42-44	44-46	46-48	48-50	50-52	52-54

Shirts

Ladies'	XXS	XS	S	M	L	XL	2XL	3XL	4XL	5XL	6XL
Chest to fit (CM)	72-77	77-82	82-87	87-92	92-97	97-104	104-112	112-120	120-130	130-137	137-144
Chest to fit (INS)	28-30	30-32	32-34	34-36	36-38	38-41	41-44	44-47	47-51	51-54	54-57

Dress Size

UK	6	8	10	12	14	16	18	20	22	24	26
France	34	36	38	40	42	44	46	48	50	52	54
Italy	38	40	42	44	46	48	50	52	54	56	58
Germany/Europe	32	34	36	38	40	42	44	46	48	50	52

Men's	S	M	L	XL	2XL	3XL	4XL	5XL	6XL
Collar to fit (CM)	37-38	39-40	41-42	43-44	45-46	47-48	49-50	51-52	53-54
Dual Collar Sizes (INS)	14.5/15	15.5	16/16.5	17/17.5	18	18.5/19	19.5	20	21
Individual Collar Sizes (INS)	14.5 15	15.5	16 16.5	17 17.5	18	18.5 19	19.5	20	21
Chest to fit (CM)	92-97	97-102	102-107	107-112	112-117	117-122	122-127	127-132	132-137
Chest to fit (INS)	36-38	38-40	40-42	42-44	44-46	46-48	48-50	50-52	52-54

Trousers & Shorts

UK (INS)	28	30	32	34	36	38	40	42	44	46	48
EUROPE	44	46	48	50	52	54	56	58	60	62	64

	Short	Regular	Long
Leg Length (CM)	76	81	86
Leg Length (INS)	30	32	34

Sweatpants

	S	M	L	XL
UK (INS)	30	32	34	36
Europe	46	48	50	52

Blazers

Girls'

Chest to fit (CM)	68	71	73	76	79	81	84	86	89	91	96	101	106	112	117
Chest to fit (INS)	27	28	29	30	31	32	33	34	35	36	38	40	42	44	46

Boys'

Chest to fit (CM)	71	73	76	79	81	84	86	89	91	94	96	101	106	112	117	122
Chest to fit (INS)	28	29	30	31	32	33	34	35	36	37	38	40	42	44	46	48

All Children's Products (excl. Sweatpants)

	XS	S	M	L	XL	2XL	3XL	4XL
Age (Years)	1-2	3-4	5-6	7-8	9-10	11-12	13-14	15-16
Height (CM)	90	104	116	128	140	152	164	176
Chest to fit (CM)	51-56	56-63	63-71	71-76	76-81	81-86	86-91	91-96
Chest to fit (INS)	20-22	22-25	25-28	28-30	30-32	32-34	34-36	36-38

Sweatpants (Children)

	S	M	L	XL	2XL
Age (Years)	3-4	5-6	7-8	9-10	11-12
Height (CM)	104	116	128	140	152
Waist to fit (CM)	53	55	58	61	66
Waist to fit (INS)	21	22	23	24	26